

Rev.	Date	Text	Sign
------	------	------	------

Drawn by R.KARLSEN	Approved by - date	Filename KARMSUND_HAVN.DWG	Date 0	Scale 1:1500
-----------------------	--------------------	-------------------------------	-----------	-----------------

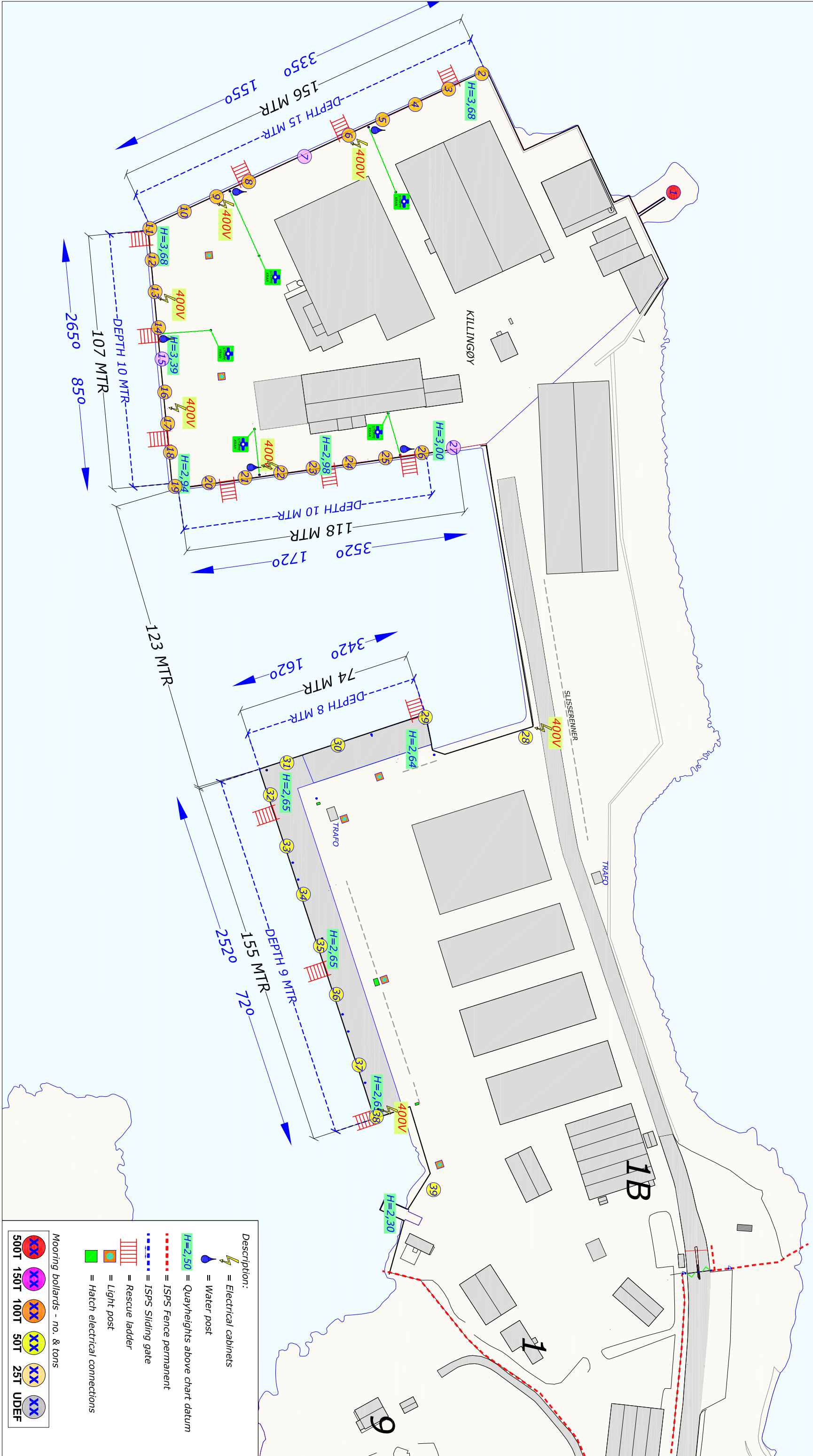

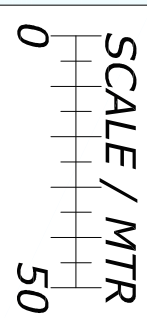
Title KARMSUND HARBOUR	Drawing no.
---------------------------	-------------

Customer Karmsund Havnevesen JKS	Size Sheet A3 1/1
-------------------------------------	----------------------

**CHART DETAILS KARMSUND HARBOUR**  
**KILLINGØY**  
**Installations, lengths and heights of quays**  
*Heights above chart datum*

**NOT FOR NAVIGATIONAL USE !**

REV.NR. 07 - 30.04.2019



**Description:**

- = Electrical cabinets
- = Water post
- = Quayheights above chart datum
- = ISPS Fence permanent
- = ISPS Sliding gate
- = Rescue ladder
- = Light post
- = Hatch electrical connections

**Mooring bollards - no. & tons**

- 500T
- 150T
- 100T
- 50T
- 25T
- UDEF